

**Dental Solution USA** provides innovative products and services for dentists and dental staff, fostering both professional and personal success. Our mission is to support you in achieving excellence and enhancing your practice through cutting-edge technology and innovation. Together, we prioritize your happiness and success, offering unwavering support and dedication as we move forward into the future of success and innovation.



**DENTAL  
SOLUTION USA**

2131 N. Broad St. Suite#201, Lansdale, PA 19446  
Phone: 703-543-2327 ext.2  
dentalsolutionusa@gmail.com  
www.dentalsolutionusa.com

**YOSHIDA**  
DENTAL CO2 LASER

*Prioritizing Patients' Comfort*



Carbon dioxide gas laser

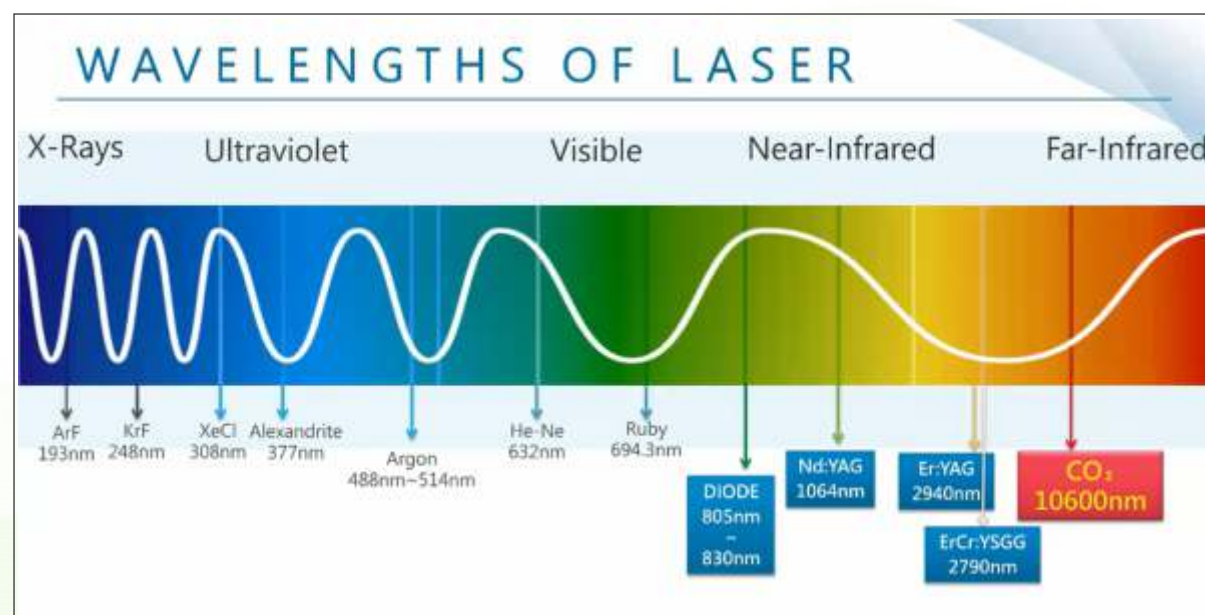
**OPELASER PRO II**

## Dental Laser Overview

A dental laser is a device that emits a concentrated beam of light energy, designed to perform dental procedures with high precision. This technology allows for the precise focusing of light in a single color and synchronization, enabling the vaporization of tissue without direct contact through a process known as photothermal cutting.

Dental lasers offer significant advantages over traditional dental tools, including minimal invasiveness, reduced discomfort, and quicker recovery times for patients. They are versatile, capable of handling a variety of dental tasks with exceptional accuracy and minimal bleeding. By incorporating dental lasers into their practice, dentists can provide a higher standard of care, making treatments more efficient and comfortable for patients.

## CO2 Laser in Focus



Among the spectrum of dental lasers, CO2 lasers, with their 10,600 nm wavelength, stand out in the realm of dental technology, particularly for their excellence in soft tissue procedures. This specific wavelength is highly absorbed by water, which is abundant in soft tissues, making it exceptionally effective for cutting and achieving hemostasis with precision and minimal trauma. Here are the unique advantages of CO2 lasers in soft tissue management:

### Efficient Incisions with Precision

The CO2 laser's capability for making efficient and precise incisions sets it apart in dental surgery. Its focused beam allows for extremely accurate and clean cuts, controlling the depth and extent of incisions with unparalleled accuracy. This efficiency in making incisions reduces procedure times and enhances the quality of outcomes by minimizing thermal damage to surrounding tissues. Patients benefit from more precise treatments, leading to better aesthetic and functional outcomes.

### Blood Control (Coagulation/Hemostasis)

The CO2 laser's profound ability to control bleeding is one of its most significant advantages. As it cuts, the laser's energy seals blood vessels, achieving immediate coagulation and hemostasis. This capability is invaluable during surgeries, providing a clear field of view, reducing the risk of infection, and enhancing the overall safety and efficiency of the procedure. Minimizing bleeding on-site not only improves surgical outcomes but also contributes to a more comfortable and less intimidating experience for patients.

### Pain Management

The minimally invasive nature of the CO2 laser, combined with its precise cutting technique, significantly reduces tissue trauma, thereby minimizing post-operative pain. By sealing nerve endings during the procedure, the laser aids in managing and reducing pain, smoothing the recovery process for patients. This critical advantage enhances patient satisfaction and reduces the reliance on pain medication after surgery.

### Ideal Post-Surgery Maintenance

Compared to traditional methods, the healing process following CO2 laser surgery is notably superior. The laser promotes faster tissue regeneration and healing, with less swelling and discomfort. Its sterilizing effect also reduces the risk of post-operative infections, ensuring a cleaner healing environment. These factors contribute to ideal post-surgery maintenance, enabling patients to experience quicker recovery times and return to their daily activities sooner.





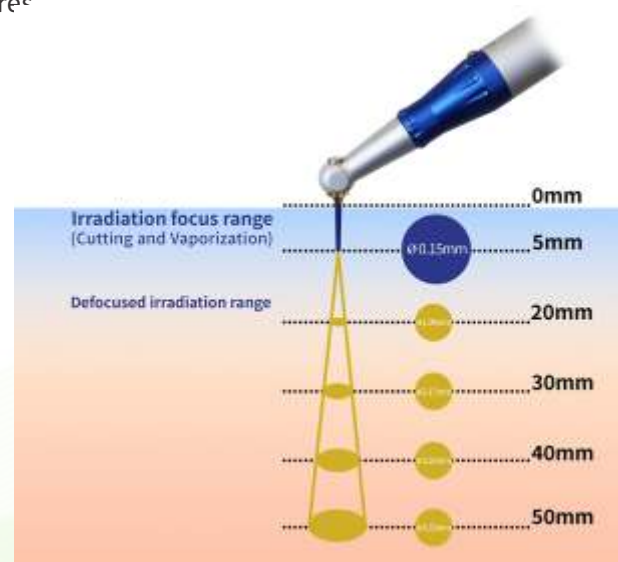
## Yoshida CO2 Laser: A Class Apart

### Core Principle – Ensuring Patients' Comfort Comes First:

At Yoshida, our main philosophy revolves around prioritizing patient comfort as the cornerstone of our laser technology. Despite having a maximum wattage of 7W, our laser system stands out for its deliberate design focused on ensuring a gentle and comfortable experience for patients undergoing dental procedures.

### Smallest Spot Size:

Setting a new standard in precision, our laser boasts an impressively small spot size of just 0.15mm in diameter. This level of precision allows for intricate and delicate procedures while minimizing the impact on surrounding tissues, resulting in enhanced patient comfort and improved treatment outcomes.



### Articulated Arm for Ease of Operability:

Our laser system is equipped with an articulated arm that offers exceptional flexibility and maneuverability, empowering practitioners with precise control during procedures. This innovative design enables seamless navigation around anatomical structures, ensuring optimal treatment delivery.

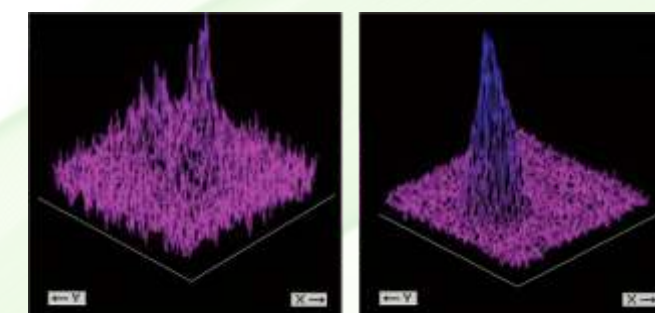
### Simple Settings for Ease of Use:

Designed with simplicity in mind, our laser system features intuitive controls and user-friendly settings that streamline the treatment process. With minimal training required, practitioners can seamlessly integrate our laser into their practice and provide high-quality care to their patients without hesitation.



### Stable Peak Pulse Power:

Experience consistent performance and reliable results with our laser system, thanks to its stable peak pulse power. Whether performing soft tissue surgery, periodontal treatment, or oral lesion removal, practitioners can trust in the consistent delivery of energy for optimal treatment outcomes and patient satisfaction.



Other Lasers

Yoshida

### Green Guide Beam:

Enhancing visibility and accuracy, our laser is equipped with a green guide beam that aids practitioners in targeting specific treatment areas with unparalleled precision. The green guide beam provides a clear visual reference, empowering practitioners to achieve precise treatment outcomes while minimizing the risk of errors.





## Applicable Treatments with CO2 Laser

### ENDODONTICS

- Apicoectomy
- Root canal decontamination
- Pulpotomy

### IMPLANTOLOGY

- Implant uncovering
- Mucositis
- Periimplantitis
- Site preparation

### ORTHODONTICS

- Angular cheilitis
- Circumferential fiberotomy
- Freeing of impacted tooth
- Gingivectomy for cosmetic treatment
- Gingivectomy for gingival hyperplasia
- Gingivectomy for space maintainer placement
- Gingivectomy for tooth exposure / bracket placement / operculum removal
- Labial frenectomy
- Lingual frenectomy

### ORAL MEDICINE / ORAL SURGERY

- Aphthous ulcers
- Apicoectomy
- Hemostasis
- Oral Biopsy (incision / excision)
- Oral Hemangioma
- Operculectomy

### PEDIATRIC

- Aphthous ulcers
- Gingival hyperplasia
- Herpes labialis
- Papillectomy/Pericoronitis
- Pulpotomy
- Tongue-tie / Frenectomy

### PERIODONTICS

- Crown lengthening
- Depigmentation
- Distal or proximal wedge
- Emergence profile modification
- Ovate pontic
- Surgical extraction
- TMJ disorder
- Troughing

### PROSTHODONTICS

- Angular cheilitis
- Epulis
- Papillectomy
- Torus reduction
- Tuberoplasty
- Vestibuloplasty

### REMOVABLE PROSTHETICS

- Angular cheilitis
- Epulis
- Papillectomy
- Torus reduction
- Tuberoplasty
- Vestibuloplasty

### OTHER

- Glossitis / Glossodynia
- Leukoplakia
- Lichen planus
- Taste abnormality
- Trigeminal nerve paralysis / Trigeminal neuralgia
- Viral sores
- Papillectomy
- Torus reduction
- Tuberoplasty
- Vestibuloplasty

## Testimonials



**Dr. Hector L. Sarmiento**  
(New York, NY)

"As a long-time user of the Yoshida Co2 laser in my practice, I can confidently say it's revolutionized the way we approach dental procedures. The device's precision in pain management significantly reduces patient anxiety, making treatments as comfortable as possible. One of the most remarkable features is its ability to perform procedures with minimal to no bleeding, enhancing recovery times and patient satisfaction. Additionally, the biostimulation effects have been outstanding, promoting faster healing. Impressively, we've experienced no maintenance issues over the years, attesting to its reliability and durability. This laser has truly set a new standard in dental care."



**Dr. Paul S. Rosen**  
(Morrisville, PA)

The CO2 laser from Dental Solution USA is an integral part of my armamentarium. On almost a daily basis I employ this device to help achieve outstanding results for my patients"



**Dr. Joey de Graffenried**  
(Kilgore, TX)

"The Yoshida Opelaser Pro II has added so much to our practice. With implant surgeries, extractions, esthetic soft tissue contouring, and much more we are better dentists because of our laser. The ease of use and the clear field after a bloodless incision make difficult procedures that much easier. And the service and support from Yoshida to keep the laser at top performance is the best I've received from a dental company. Best of all, our patients are healthier and much more comfortable because we use the Opelaser Pro II. We love it!"



**Dr. Maki Narita**  
(Frisco, TX)

"Yoshida CO2 laser's versatility allows me to use this in a broad spectrum of treatments such as cauterization after extraction, incisional/excisional biopsy, connective tissue, and free gingival grafts; disinfection at osseous and gingival flap surgery; frenectomy, and gingivectomy. Patients hardly complain about post-operative bleeding and discomfort and appreciate the special, different care with current technology. The Yoshida CO2 laser is a useful, helpful tool that gives me a sense of security and helps promote uneventful, comfortable healing. I recommend this laser to general dentists who do surgeries and want to advance their practice with cutting-edge technology. The Yoshida CO2 laser will help enhance our treatment capabilities and provide quality care to our patients."



**Dr. Robert Pauley**  
(Atlanta, GA)

"We have utilized the Yoshida Opelaser Pro II CO2 Laser for approximately eight years. While it has great value and ROI on many procedures such as excisional biopsies, gingival contouring, crown lengthening, frenectomies, etc.; I feel its value is as an adjunct to a variety of procedures performed daily in dental practices. Utilization for incision, sulcus control post crown preparation, coagulation post extractions, and aphthous ulcer treatment are just a few of the procedures undertaken with laser treatment with the goal of decreasing the patient's discomfort during the treatment and to speed post-operative healing."



**Dr. Nelson P. Daly**  
(Baton Rouge, LA)

"I prefer the CO2 laser over the diode because it has less heat transfer to the tissue and much less post-op discomfort. It is ideal for those deep restorations that still possess biologic width. I can be much more precise with it. It is also indicated for the treatment of ailing implants, uncovering, and a myriad of other soft tissue procedures."

## Specification

ITEM	DESCRIPTION
Product name	OPELASER PRO II
Laser type	Carbon dioxide laser (Class 4 laser)
Laser oscillation method	RF discharge-excited oscillation
Laser guiding method	6-joint articulated arm
Oscillation wavelength	10.6 μm
Laser output variable range	0.5 to 7 W (variable with 0.1 W increments)
Laser medium	He (63.0%), N <sub>2</sub> (14.5%), CO <sub>2</sub> (14.5%), O <sub>2</sub> (2.0%), and Xe (6.0%)
Focal spot diameter	f 0.15 mm (10 mm from handpiece top)
Oscillator cooling method	Natural air cooling
Dimensions	Console Floor area 370 mm x 294 mm (14.6 inch x11.6 inch) Height 825 mm (32.5 inch)
Mass	25kg (55 lbs)